



## Ateq Web VT Software installation and tool update

1. To perform a tool update, you need to install the web VT software first. Go to: <https://www.ateq-tpms.com> for download.
2. Choose support -> Product support and choose VT56 or VT46 (Depending on which tool you purchased)





3. Download the WEBVT file and install the software.

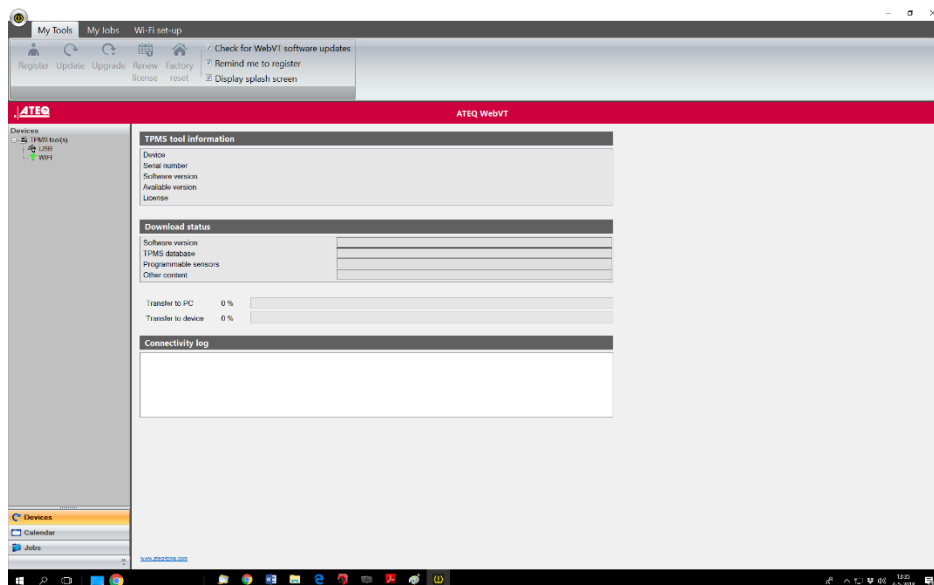
## PC SOFTWARE

### Is your TPMS diagnostic tool up to date?

The PC software, WebVT, provides the VT56 with the latest TPMS sensor and vehicle coverage. First, turn the tool on and connect it to the PC. Next, download the software to the PC and follow the instructions to set up WebVT.

[DOWNLOAD PC SOFTWARE \(WEBVT\)](#)

4. Installation and start WebVT






5. Make sure the tool is connected with the PC and connected to main power supply.

Be aware: If you have installed software from Gutmann on your PC, you need to stop this program. It could affect the Ateq software. The VT46 and VT56 tools then will not be recognized by the PC.



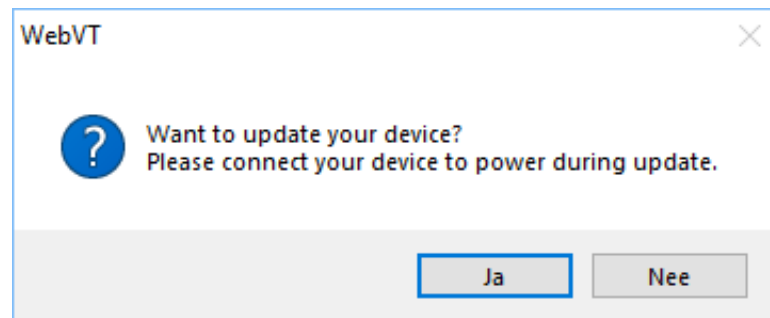
6. After connecting the tool and powering up the tool, the WebVT software recognizes the tool. The following information is shown:

| TPMS tool information |                 |
|-----------------------|-----------------|
| Device                | TPMS tool       |
| Serial number         | B366-34267      |
| Software version      | DH1-25-04       |
| Available version     | DH1-25-04       |
| License               | 01 January 2020 |

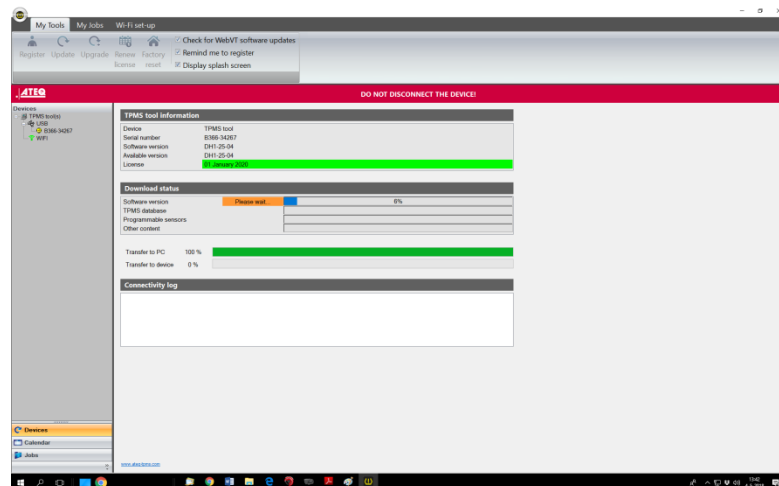




## 7. Select the update tool button

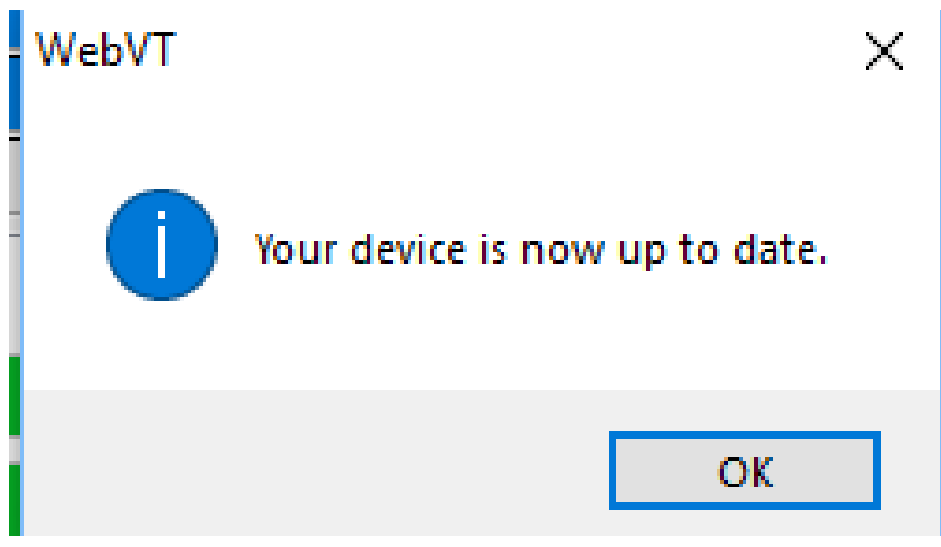


## 8. Choose yes to continue

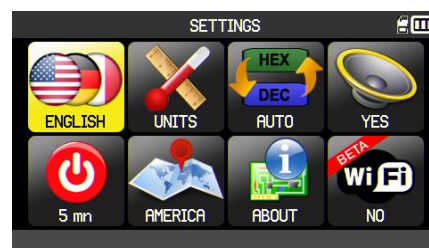
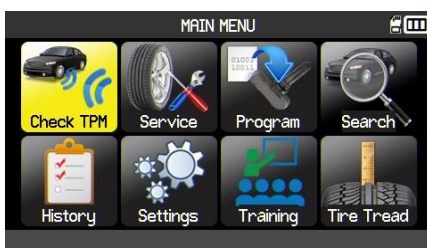




Attention: Do not disconnect the tool during the process. After the update is finished, the following message appears:



9. After the update you need to check your preferences as they can have been changed during the update process.



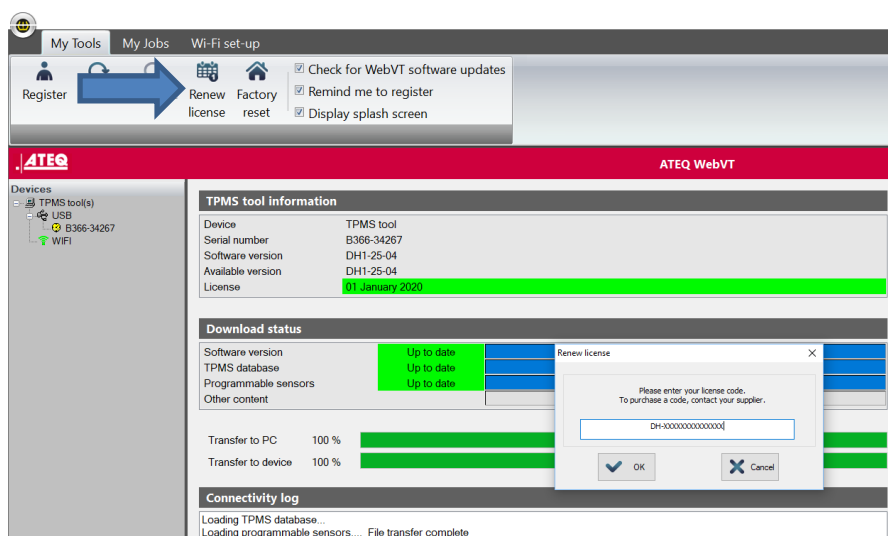


## License expired?

When your license is expired, you need to order a new license at your supplier of the tool. Article number 73.906.210 for VT56 (for VT46 ask your supplier).



The code on the update card can only be used once. Enter this number in the box at the icon: Renew License. Make sure your code starts with DH-.



The tool can be updated during another year.



## **Huf Group**

Huf Hülbeck & Fürst GmbH & Co. KG

Steeper Strasse 17

42551 Velbert

Germany/Deutschland

Tel.: +49 (0)2051 272- 6006

E-Mail: [info@huf-group.com](mailto:info@huf-group.com)

[www.huf-group.com](http://www.huf-group.com)

[www.intellisens.com](http://www.intellisens.com)