



ATEQ VT46 multi-brand - Upgrade

With the VT46 multi-brand Upgrade, you can expand the database of your VT46 so that you can use the following sensors for programming:

- Huf Intellisens UVS
- Huf Intellisens ESC
- ProSens
- UniSens by repstar
- Alcar by Schrader
- Alligator Sens.it
- EU - Pro
- Italmatic
- Max T.O.T.A.L Sensor
- Mobiletron Universal
- Orange DirectFit EU
- Orange Universal EU
- Schrader EZ- Sensor
- T- Pro

Note:

The multi-brand upgrade voids the free 5 year update license for Huf sensors. After the one year valid multi-brand upgrade license expires, the database of your VT46 can be updated by multi-brand update licenses for another year.

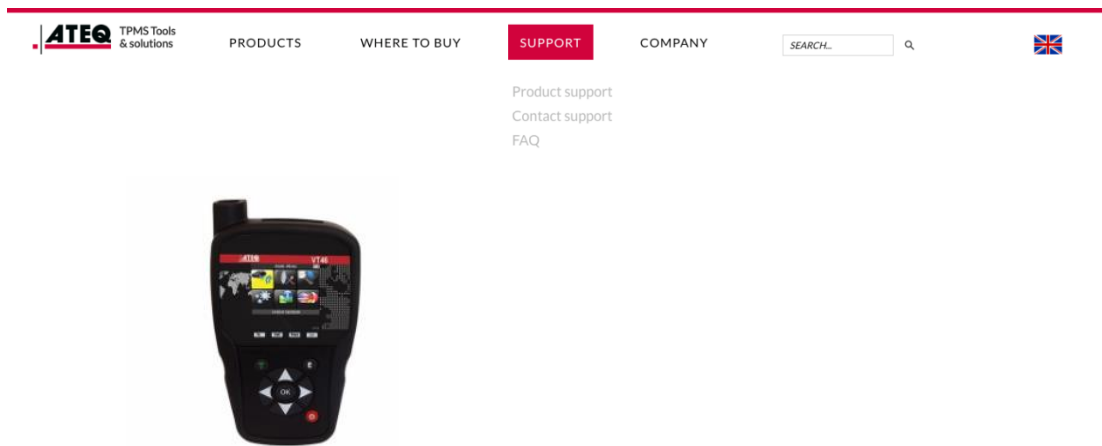
Huf Part Number Upgrade – License Card (per Post): 73906250
Huf Part Number Upgrade – License Card (per E-Mail): 73906240

Huf Part Number Upgrade – License Card (per Post): 73906290
Huf Part Number Upgrade – License Card (per E-Mail): 73906280



ATEQ VT46 multi-brand Upgrade Instructions

1. To perform an upgrade, please visit www.ateq-tpms.com to download the WebVT software
2. Support / Product Support



VT46

Choose

3. Download PC Software (WebVT)

PC SOFTWARE

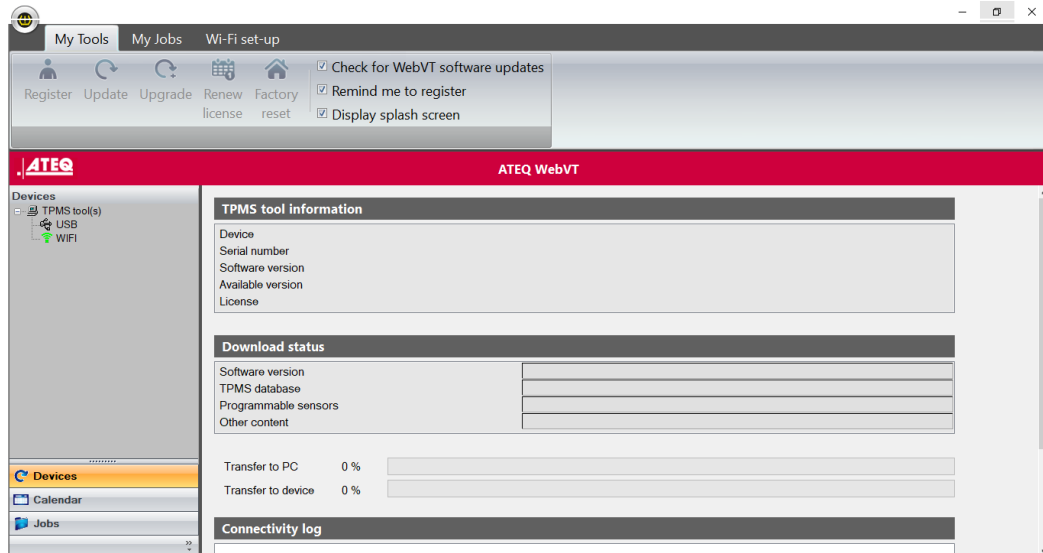
Is your tool up to date?

The PC software (WebVT) provides the VT46 with the latest TPMS sensor and vehicle coverage. First, turn the tool on and connect it to the PC. Next, download the software to the PC and follow the instructions to set up WebVT.

[DOWNLOAD PC SOFTWARE \(WEBVT\)](#)



4. Install / Open



5. Connect device to PC via USB

Be aware: If you have installed software from Gutmann on your PC, you need to stop this program. It could affect the Ateq software. The VT46 and VT56 tools then will not be recognized by the PC.

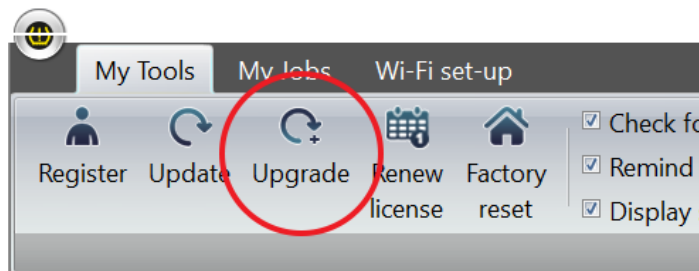




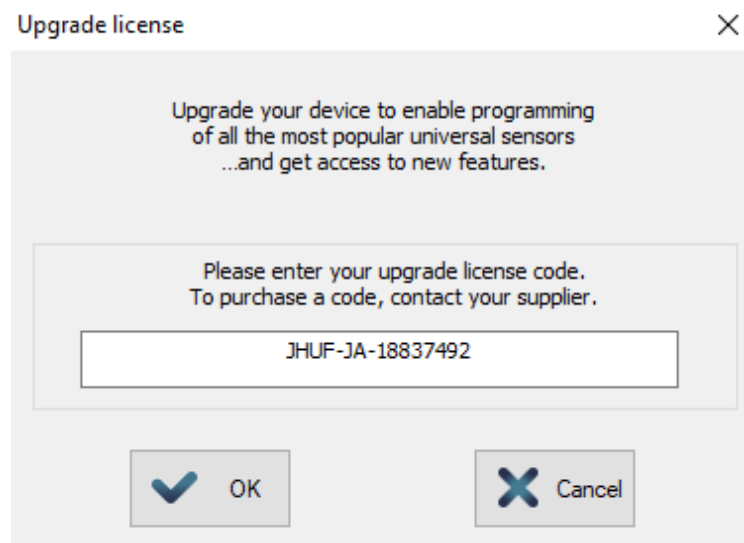
6. The following device information is displayed

| TPMS tool information | |
|-----------------------|-------------------|
| Device | TPMS tool |
| Serial number | K365-03780 |
| Software version | JHUF2-15-14 |
| Available version | JHUF2-15-14 |
| License | 04 September 2023 |

7. Select "Upgrade"

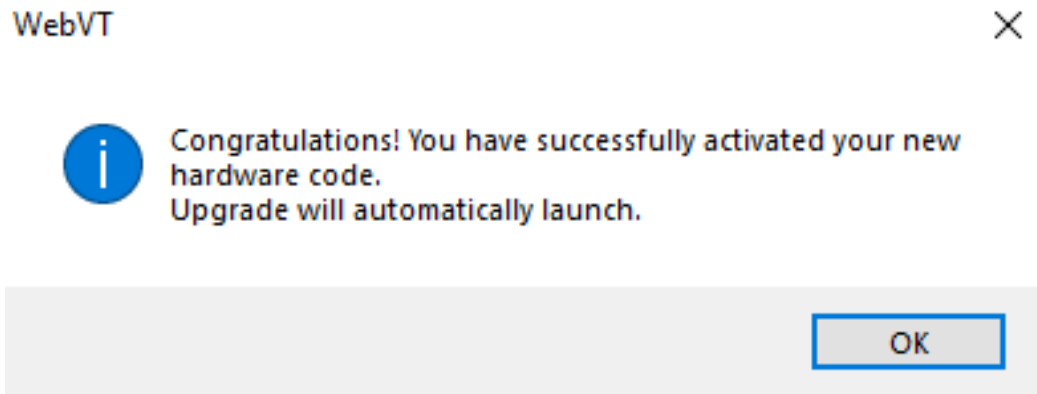


8. Enter your license code, then select "OK"

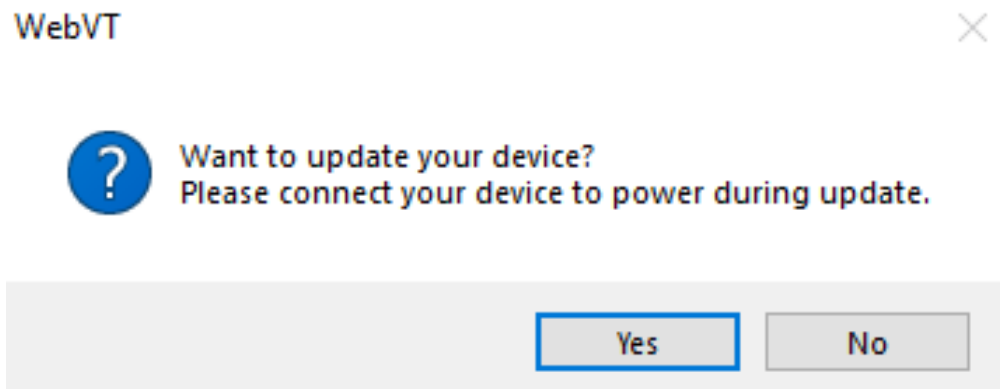




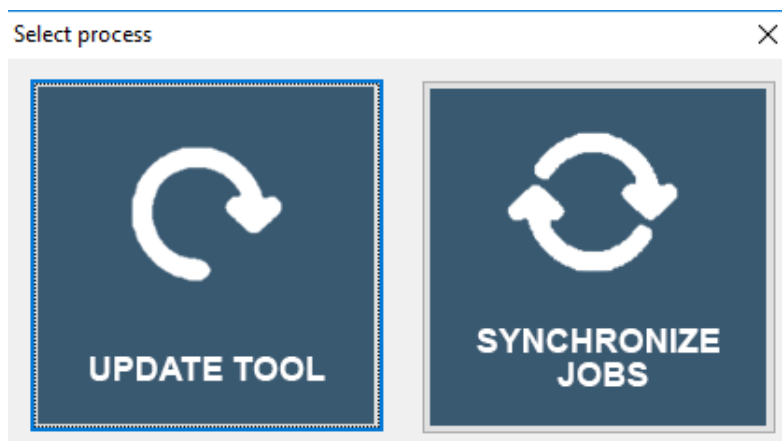
9. A window will appear confirming your code, select "OK"



10. Select "Yes" to begin upgrading your device

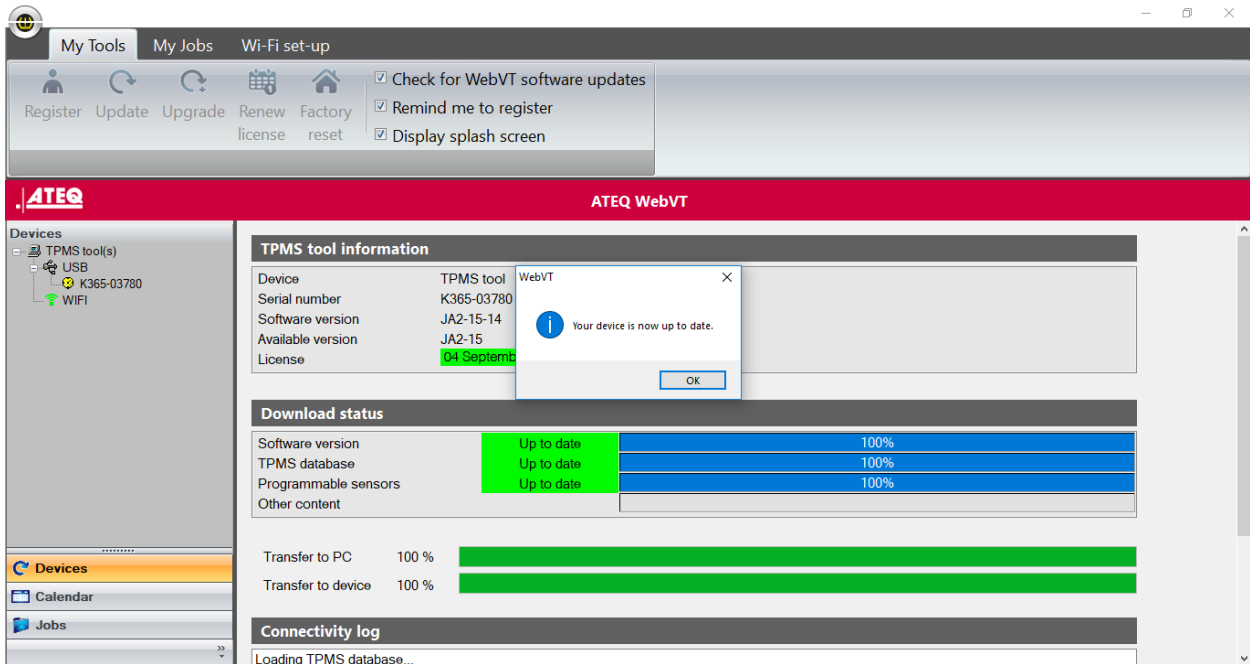


11. Select "Update Tool"

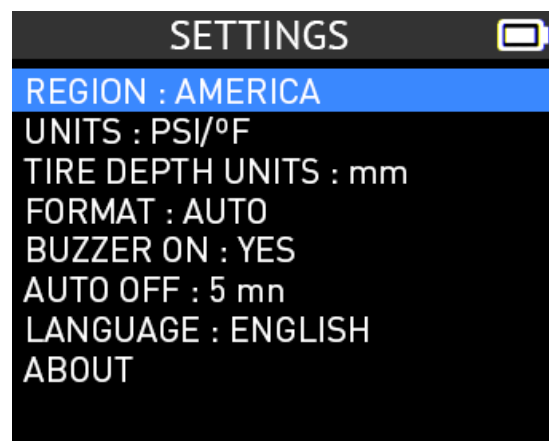
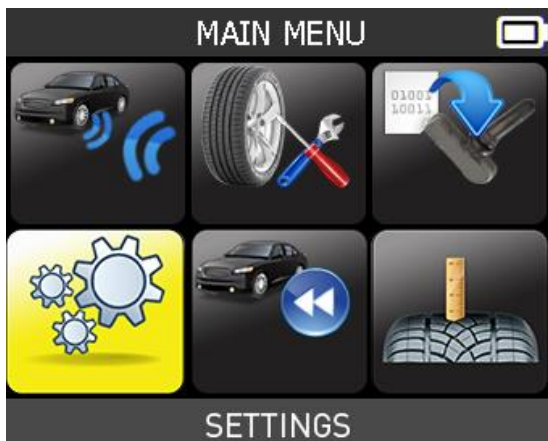




Attention: Do NOT disconnect your device! The following screen will appear after approximately 10 minutes:



12. After the update, under "Settings" the Language, Units, and Region may need to be reset.





If you have any questions, please feel free to contact our technical support team at the following number: +49 2051 272 6006

Huf Hülbeck & Fürst GmbH & Co. KG
Steeger Strasse 17
42551 Velbert
Germany/Deutschland
Tel.: +49 (0)2051 272- 6006
E-Mail: support@intellisens.com
www.huf-group.com
www.intellisens.com